



COVID CONVO: ENGAGE WITH LOCAL SUPERINTENDENTS ON COVID-19

Every Friday through September 25th
September 25th | 12:00 p.m. – 1:00 p.m.



Introduction from Arif

- **COVID Convo**s continuing through October
- **Fred Nolan:** MDE and MDH updates on close contact
- **Updates from East Central/Mora:** learning model, transition planning, and communications
- **Updates from Bemidji:** tribal consultation and learning models transitioning
- **Jeremy Kovash:** service coop update
- **Neil Carlson:** student behavior outside of the classroom, respirators, and outdoor vs. indoor risk
- **Todd Rapp:** communications update
- **Q&A**

COVID CONVO

...now continuing through October!

Every Friday from 12:00 p.m. - 1:00 p.m.

*Due to MEA, the October 16th webinar is rescheduled to Wednesday, October 14th.

Register today at <https://bit.ly/3hW5qlt>

ICS

Close Contact and Quarantining

- 15-minute standard is cumulative and doesn't need to be continuous
- **Transportation “close contact” from MDH**
 - Assigned seats—two rows forward and back
 - Unassigned seats—the entire bus
 - Over 30 minutes—the entire bus including the driver
- MDH [Guidance for Handling a Suspected or Confirmed Case of COVID-19](#)



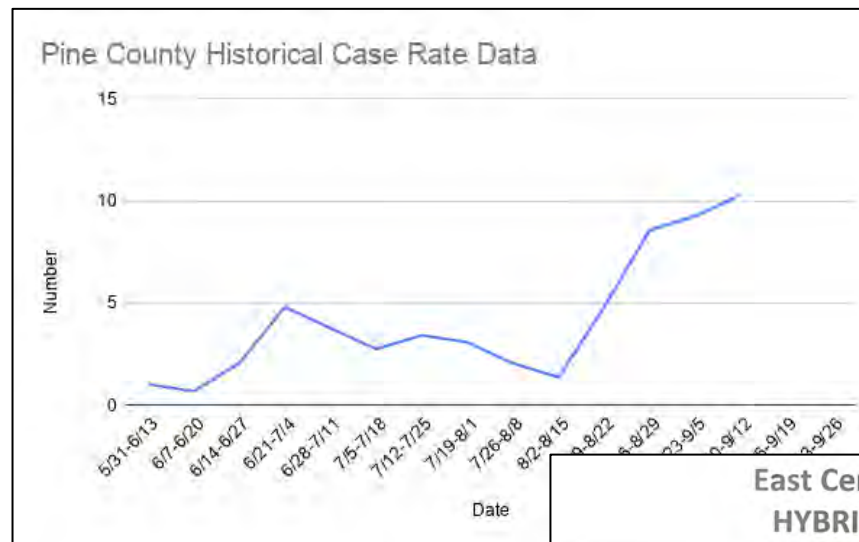
COVID Convo

East Central Public Schools



Current Situation

- This week's case rate = **10.3 per 10,000**
- Next week's prediction = **41.58 per 10,000**
- No cases present within the school system.....**YET!**
- East Central High School (7-12) moving to **Hybrid Learning Model**: effective Sept. 30
- HS Teacher planning days: Sept. 28 & 29
- All Pine County Schools are changing models



East Central High School HYBRID Bell Schedule				
Monday				
In Person: 7 th , 8 th , and 9 th Grades Distance: 10 th , 11 th , and 12 th Grades				
8:15-9:50	Traditional 2nd Hour			
9:53-11:28	Traditional 3rd Hour			
11:31-12:01	Lunch		Lunch	
12:04-1:39	Traditional 6th Hour			
1:42-3:17	Traditional 7th Hour			
Tuesday				
In Person: 7 th , 8 th , and 9 th Grades Distance: 10 th , 11 th , and 12 th Grade				
8:15-9:50	Traditional 4th Hour			
9:53-11:28	Traditional 8th Hour		Advisory	
11:31-12:01	Lunch		Lunch	
12:04-1:39	Traditional 1st Hour			
1:42-3:17	Traditional 5th Hour			
Thursday				
In Person: 10 th , 11 th , and 12 th Grades Distance: 7 th , 8 th , and 9 th Grades				
8:15-9:50	Traditional 2nd Hour			
9:53-11:28	Traditional 3rd Hour			
11:31-12:01	Lunch		Lunch	
12:04-1:39	Traditional 6th Hour			
1:42-3:17	Traditional 7th Hour			
Friday				
In Person: 10 th , 11 th , and 12 th Grades Distance: 7 th , 8 th , and 9 th Grades				
8:15-9:50	Traditional 4th Hour			
9:53-11:28	Traditional 8th Hour		Advisory	
11:31-12:01	Lunch		Lunch	
12:04-1:39	Traditional 1st Hour			
1:42-3:17	Traditional 5th Hour			



Communication

- **C.O.P.E.** – Create Once Post Everywhere
- **Up-to-date information that's easy to access**
- **Communication chain:**
 - **District Leadership Team:** prep communications, Superintendent notify the School Board, and a personal touch for those that need it.
 - [Weekly Case Rate Updates](#)
 - [FAQ](#) sent out to this team, then posted
 - **Staff:** They need to know (with time to review) before sending out to students/families
 - **Students/Families:** mass messaging, email, social media, text messages, website posting



Communication Continued

Addressing Concerns

- Why isn't the elementary moving to hybrid?
- Why are we including prison numbers?
- Community testing event taking place this week – numbers will grow
- Public Health: hospitalization numbers

Build Trust and Confidence

- Strength in numbers: align decisions with neighbors
- Media outlets: don't wait for them to ask
- Sharing the good news: focus on the kids!
- Superintendent video message: today



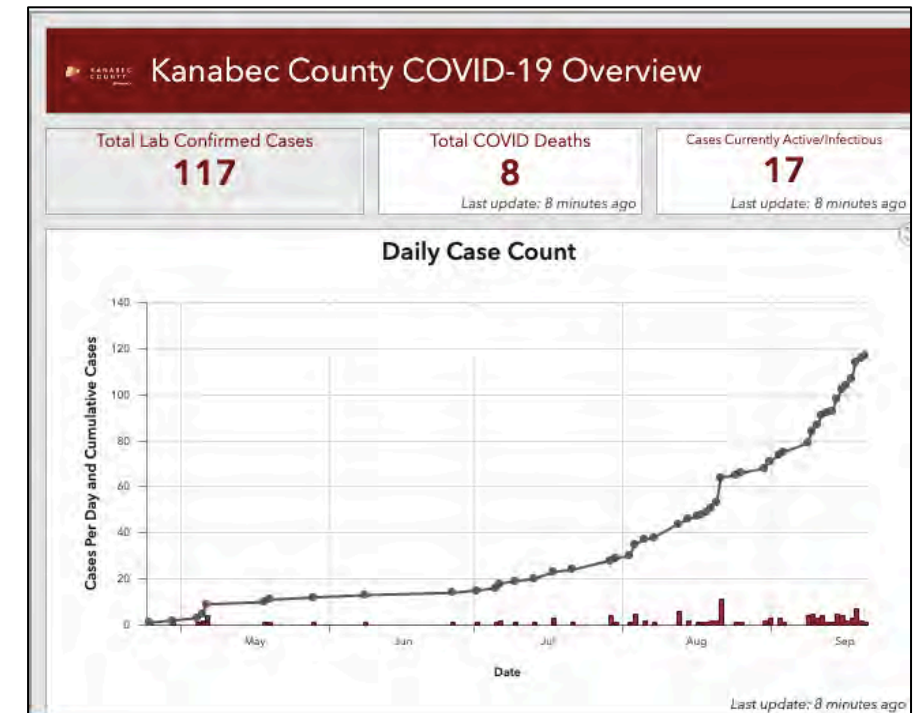
COVID Convo

Mora Public Schools




Current Situation for Mora

- Kanabec County Rates are going up: take notice
- Rates are now within the general community
- Two confirmed cases in our school community
- Asking the right questions to Public Health
- Greasing the wheels: anticipating, preparing, sharing, confirming



Executing the Transition

- **Review the [Return to School Plan](#)** - bring everyone back & work the plan
- **Review Mora's process - [Mora's Transition Document](#)**
 - **Step-by-step:** Public Health, Regional Support, School Board Chair, Advisory Council
 - **Coordination of communication:** communication Team
 - **Communications Keys** – What? When? Who? How? Why?

Learning Model Parameters		
Mora Phases	Number of Cases per 10,000 over 14 days by County of Residence	Learning Model
PHASE 1	0 - less than 10	In-Person Learning - K-12th Grades
PHASE 2	10 - less than 20	In-Person Learning - K-6th Grades Hybrid Learning - 7th-12th Grades
 PHASE 3	20 - less than 30	Hybrid Learning - K-12th Grades
PHASE 4	30 - less than 50	Hybrid Learning - K-6th Grades Distance Learning - 7th-12th Grades
PHASE 5	50+	Distance Learning - K-12th Grades

Communication Thoughts

- **Who?** Board Members, Administration, team, parents, and media
- **What?** Message link – clear, visual, critical information (food service, childcare, transportation, Groups A/B
- **When?** before, during, after, and often
- **How?** written, voice, video, email, voicemail, web, social media
- **Why?** purpose, audience, information



This calendar **ONLY** applies if your child's school is in the hybrid model.

October 2020						
SUNDAY	MONDAY	TUESDAY	WEDNESDAY	THURSDAY	FRIDAY	SATURDAY
				1 MOR: B - in person MED: A - DL	2 MOR: B - in person MED: A - DL	3 MOR: B - in person MED: A - DL
4	5 MOR: A - in person MED: B - DL	6 MOR: B - in person MED: A - DL	7 MOR: B - in person MED: A - DL	8 MOR: B - in person MED: A - DL	9 No School Teacher Work Day	10
11	12 MOR: B - in person MED: A - DL	13 MOR: B - in person MED: A - DL	14 No School All Teachers	15 No School	16 No School	17
18	19 MOR: A - in person MED: B - DL	20 MOR: B - in person MED: A - DL	21 All Groups in DL	22 MOR: B - in person MED: A - DL	23 MOR: B - in person MED: A - DL	24
25	26 MOR: A - in person MED: B - DL	27 MOR: B - in person MED: A - DL	28 All Groups in DL	29 MOR: B - in person MED: A - DL	30 MOR: B - in person MED: A - DL	31

What's Next

- **TEAM:** share our story
- **Reflection:** what went well, what could be better
 - Do: written communication plan and checklist
- **Solicit feedback:** Board, Administration, team, parents, media
- **Visible:** check and connect
- **Review:** website, return to school plan
- **Budget: enrollment, CARES, etc.**
- **Superintendent Round Table**



COVID Convo

Bemidji Area Schools ISD 31



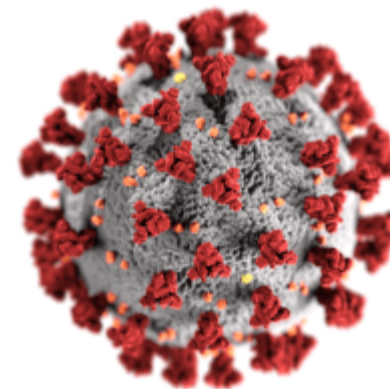
COVID Cases + Contact Tracing

- **Five (5) cases in four (4) Bemidji Area Schools**

- Two (2) at BHS, one (1) at Gene Dillon Elementary, one (1) at JW Smith Elementary, and one (1) at BMS
- No spread within the school communities
 - Weekly hybrid model is helping
- Recent increase in distance learning numbers

- **Contact tracing challenges**

- Dishonesty and inaccurate information
 - Resulting in entire classes being quarantined
- Football team issues



Lessons Learned So Far...

- **Communication and transparency**
 - Parents/students
 - ISD 31 staff
 - Greater community
- **Positive responses and feedback**



Middle School Success Story

- **Strong adherence to cohort modeling**
 - Some dissatisfaction with cohorts
 - Music and PE teachers
- **Contact tracing was efficient and easy**
 - Only one (1) person identified for quarantine



Learning Models and Transitioning

- **Pre-planning on potential model change at secondary level**
 - Outbreak
 - Contact tracing capacity
 - County numbers

14-day case rate per 10,000 people by date of specimen collection

County Name	7/19 - 8/1	7/26 - 8/8	8/2 - 8/15	8/9 - 8/22	8/16 - 8/29	8/23 - 9/5	8/30-9/12
Aitkin	4.42	10.74	9.47	3.16	3.79	10.74	12.00
Anoka	18.19	19.11	19.92	19.26	19.14	18.45	17.36
Becker	13.32	9.77	6.81	5.63	8.88	9.18	8.59
Beltrami	19.08	18.43	11.06	10.19	10.41	6.94	6.94
Benton	9.05	7.79	6.79	12.07	19.11	17.60	14.08
Big Stone	3.99	0.00	7.97	17.94	17.94	23.92	43.86
Blue Earth	22.92	20.36	18.55	22.16	44.48	57.30	34.83
Brown	8.73	5.95	6.35	7.54	11.11	11.50	8.73
Carlton	4.78	7.88	9.85	8.72	9.00	8.16	6.75
Carver	18.12	16.83	18.52	18.52	14.24	11.25	11.75
Cass	9.65	9.99	7.24	6.20	6.89	4.13	3.45
Chippewa	13.32	13.32	20.82	17.49	12.49	27.48	25.81
Chisago	9.14	8.22	7.67	14.62	16.45	16.08	15.71
Clay	9.87	8.44	7.01	7.80	16.08	36.78	42.36
Clearwater	0.00	0.00	1.13	3.40	5.67	6.81	5.67
Cook	0.00	5.65	7.53	1.88	0.00	0.00	0.00

BELTRAMI COUNTY COVID NUMBERS



Thresholds for Learning Model Selection based 14-day COVID-19 Case Rate by County
Minnesota Department of Health / Minnesota Department of Education

Beltrami County Name
46,117 Population of Beltrami County
09/11/20 - 09/24/20 Time Period
76 Current # of Cases in Time Period
16.49 Current 14-Day Case Rate
 14-day county level case rate per 10,000 =
 Total number of cases for last 14 days / (County population / 10,000)

# of Cases per 10,000 over 14 Days	Min # of Cases in County in Last 14 days	Max # of Cases in County in Last 14 days	Recommended Learning Model	
			Elementary Students	Middle/High School Students
0-9	0	46	In-Person	In-Person
10-19	47	92	In-Person	Hybrid
20-29	93	138	Hybrid	Hybrid
30-49	139	230	Hybrid	Distance
50+	More than 230 Cases	More than 230 Cases	Distance	Distance

Daily Situation Update for COVID-19 from the Minnesota Department of Health is available at:
<https://www.health.state.mn.us/diseases/coronavirus/situation.html>

Considering a Transition of Models

- **Meeting with LPH and Sanford Health**
 - Asked for support
 - Seeking guidance
 - Do well at preventing community spread in schools
- **Upcoming county testing**
 - Numbers will increase, but may not affect school models



Tribal Consultation

- **Red Lake**
 - Consultation held in August
 - Access, SPED, Distance Learning Equity, and Transportation
- **Leech Lake**
 - Waiting to hear back from officials
- **White Earth**
 - Waiting to hear back from officials



COVID Convo

Service Cooperative Update



COVID Convo

Public Health with Neil Carlson



GUIDANCE ON RESPIRATORS WITH EXHALATION VALVES



If only a respirator with an exhalation valve is available and source control is needed, cover the exhalation valve with a surgical mask, procedure mask, or a cloth face covering that does not interfere with the respirator fit.



Outdoor vs. Indoor Risk

- Indoor risk of COVID transmission is 20x that of outdoor transmission
- Closed environments facilitate secondary transmission of coronavirus disease 2019 (COVID-19)



COVID Convo

Communications with Todd Rapp





Q&A



Thank You for Your Time!

 / ics-builds.com

 / [ICS Consulting, Inc.](https://www.linkedin.com/company/ics-consulting-inc)

 / [@icsconsultinginc](https://www.facebook.com/icsconsultinginc)

 / [@ics_consulting_](https://twitter.com/ics_consulting)





Contact Information

- Fred Nolan: fred@e-f-services.com
- Jeff Schiltz: jeff.schiltz@ics-builds.com
- Arif Quraishi: arif.quraishi@ics-builds.com
- Andy Almos: aalmos@eastcentral.k12.mn.us
- Dan Voce: danvoce@moraschools.org
- Tim Lutz: tim_lutz@isd31.net
- Jeremy Kovash: jkovash@lcsc.org
- Neil Carlson: carls001@umn.edu
- Todd Rapp: todd rapp@rappstrategies.com



Presentation Resources

- [East Central Public Schools Reopening Schools Plan](#)
 - [Weekly Case Rate Updates](#)
 - [FAQ](#)
 - [Hybrid Learning Model](#)
- [Mora Public Schools Reopening Schools Plan](#)
- [Bemidji Area Schools Reopening Schools Information](#)
- [ICS Reopening Schools Website](#)
- [Guidance for Handling a Suspected or Confirmed Case of COVID-19](#)
- [Closed environments facilitate secondary transmission of coronavirus disease 2019 \(COVID-19\)](#)